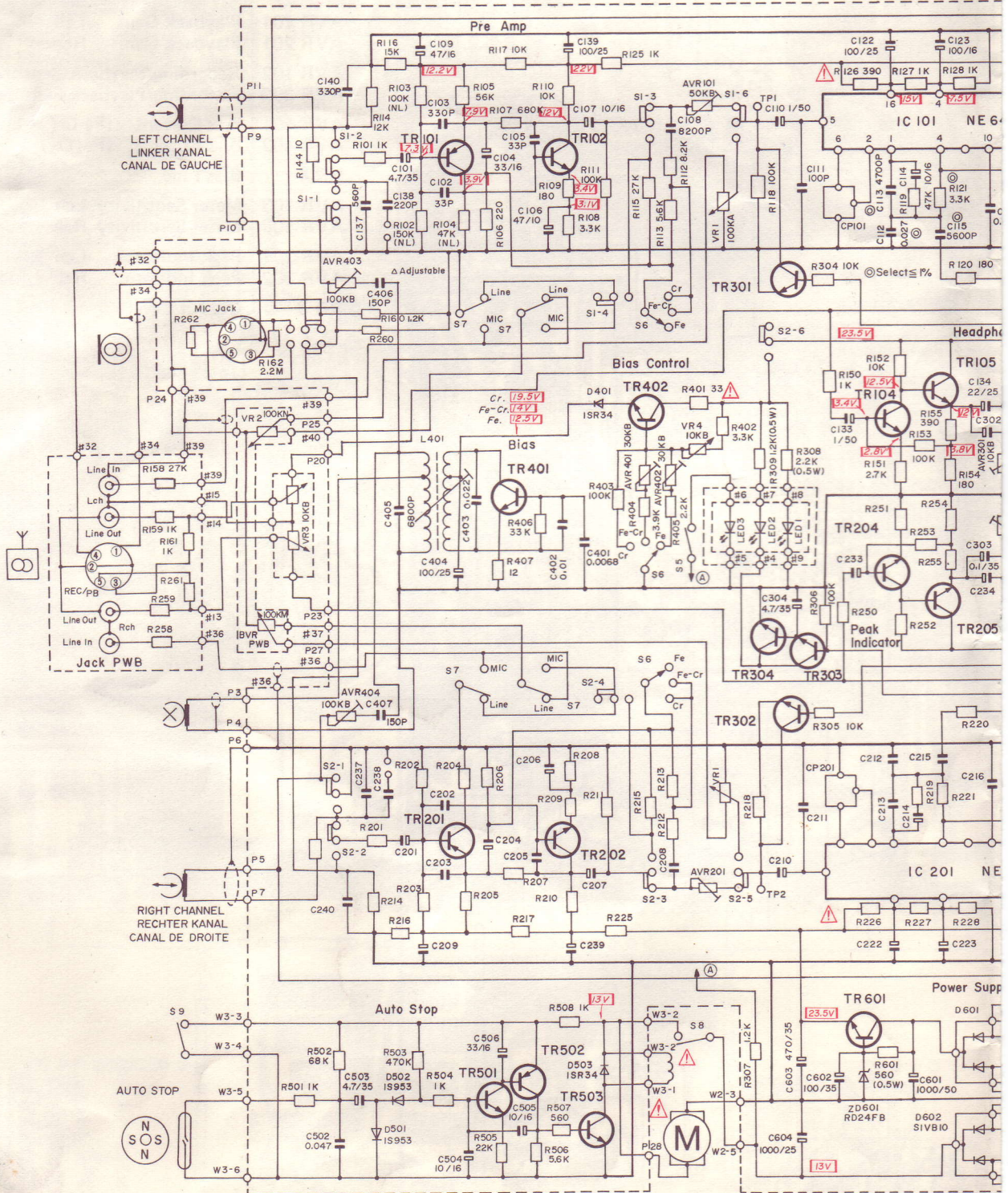




# SERVICE- INFORMATION

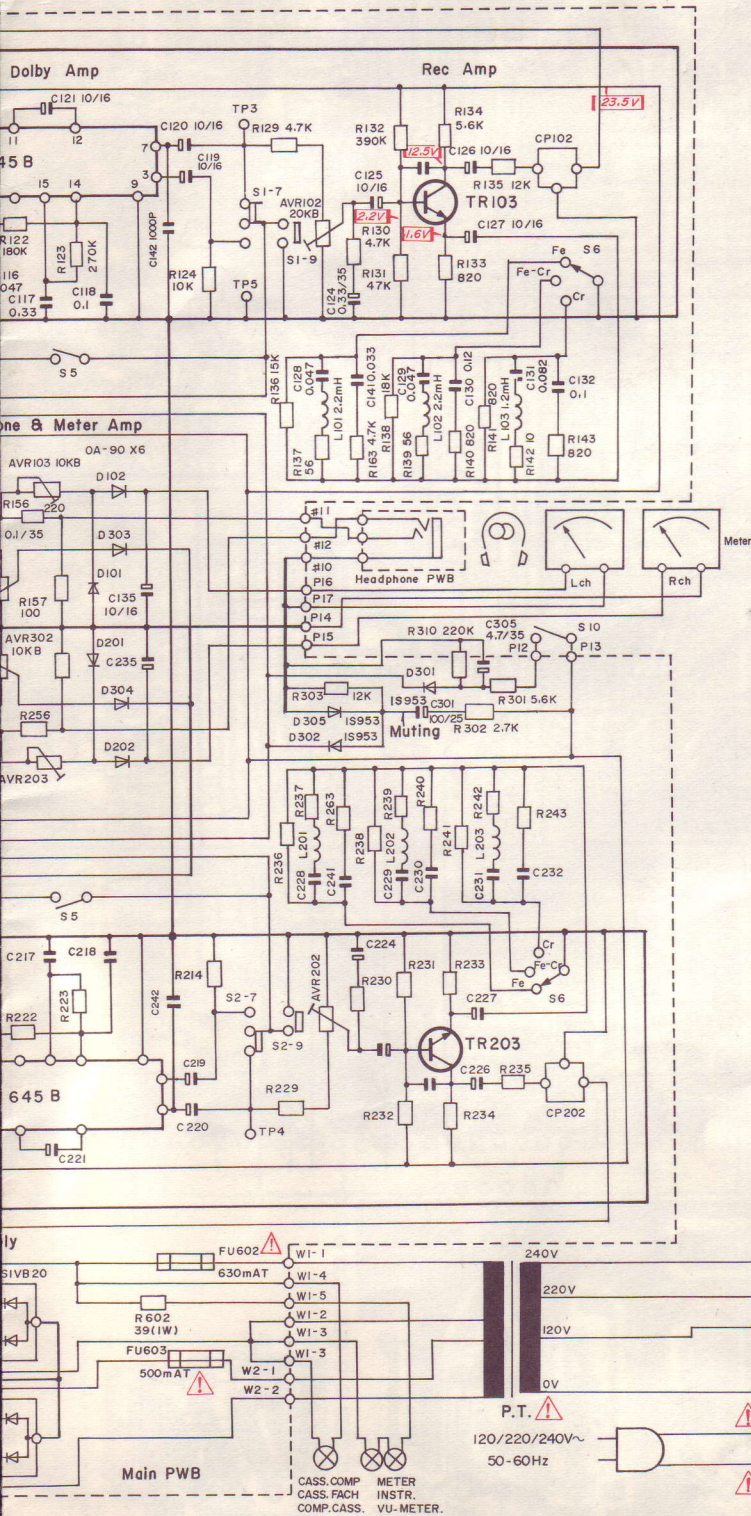
## CASSETTE DECK HIFI 8020





DIE SPANNUNGEN SIND OHNE SIGNAL MIT EINEM INSTRUMENT  $R_i=33k\Omega/V$ , BEI 220 V BETRIEBSSPANNUNG GEGEN MASSE GEMESSEN.  
 THE VOLTAGE MEASUREMENTS ARE TAKEN WITHOUT SIGNAL AT 220 V OPERATING VOLTAGE AGAINST MASS GROUND.  
 LES RELEVÉS DE TENSION SONT EFFECTUÉS SANS PRÉSENCE DE SIGNAL AVEC UNE TENSION D'ALIMENTATION DE 220 VOLTS ET A L'AIDE D'UN INDICATEUR  $R_i=33k\Omega/V$  A LA MASSE.  
 DIE ANGEZEIGTEN WERTE SIND GEMITTELTE SERIENWERTE UND KÖNNEN UM  $\pm 10\%$  SCHWANKEN.  
 THE INDICATED MEASUREMENTS ARE AVERAGE VALUES DETERMINED FROM SERIES MEASUREMENTS AND MAY DEVIATE  $\pm 10\%$ .  
 LES RELEVÉS INDIQUÉS SONT DES VALEURS MOYENNES DÉTERMINÉES PAR LES RELEVÉS EN SÉRIE ET PEUVENT VARIER DANS UNE MARGE  $\pm 10\%$ .

-  BEI TASTE "START" GEDRÜCKT.  
WITH BUTTON "START" DEPRESSED.  
QUAND LA TOUCHE "START" EST PRESSEE.
-  BEI TASTEN "START" UND "RECORD" GEDRÜCKT.  
WITH BUTTONS "START" AND "RECORD" DEPRESSED.  
QUAND LES TOUCHES "START" ET "RECORD" SONT PRESSEES.



SICHERHEITSBauteile IM SINN DER SICHERHEITSBESTIMMUNG DIESE TEILE DÜRFEN NUR DURCH ORIGINAL TEILE ERSETZT WERDEN.



SAFETY-REQUIREMENTS COMPONENTS IN ACCORDANCE WITH PRESENT SAFETY REGULATIONS, THESE COMPONENTS MUST ONLY BE REPLACED BY ORIGINAL PARTS.

L'ÉCHANGE DE CES COMPOSANTS PAR DES PIÈCES NON HOMOLOGUÉES RISQUE DE FAIRE PERDRE LA SÉCURITÉ DANS CE CAS NOUS DÉGAGEONS NOTRE RESPONSABILITÉ.

**Notes:**

- Unless otherwise specified, all resistors are 1/4W,  $\pm 5\%$  tolerance carbon resistor.
- (NL): Noiseless Resistor

**Transistor**

No	Name
TR101, TR201	2SA991E
TR102, TR202	2SC1844E
TR103, TR203 TR104, TR204 TR301, TR302 TR303, TR304 TR501	2SC945P
TR105, TR205 TR401, TR402	2SC2002L
TR502	2SA733Q
TR601, TR503	2SD794P

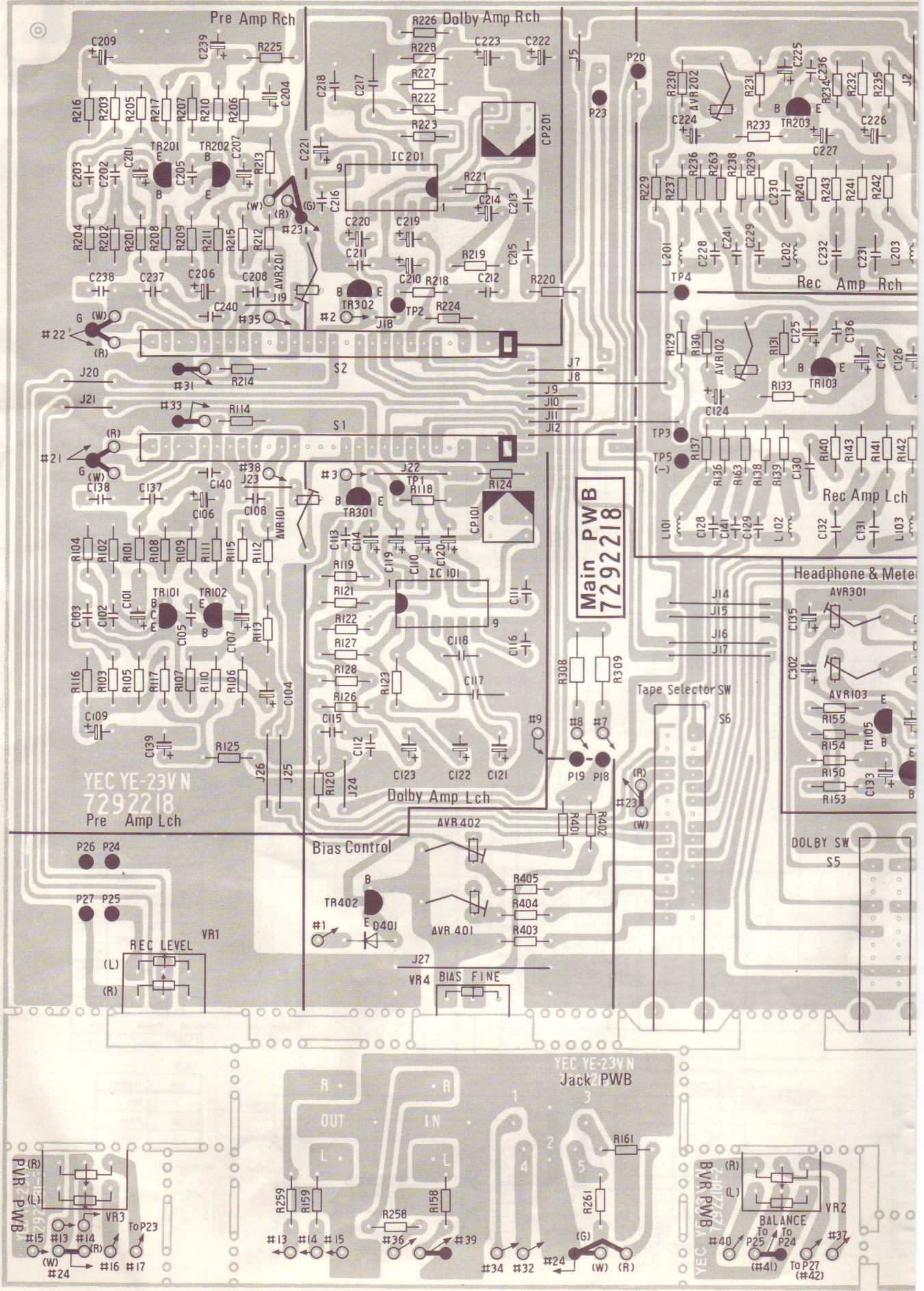
**Switch**

S. No	Name	Position
1	Rec/Play	Play
2	Rec/Play	Play
3	Power	Off
4	Voltage Selector	240V
5	Dolby	Off
6	Tape	Fe2O3
7	Input	Line
8	Play, FF, Rew	Off
9	Pause	Off
10	Muting	Off

**LED**

No	Name
1	Rec
2	Peak
3	Dolby





YEC YE-23VN  
7292218  
Pre Amp Lch

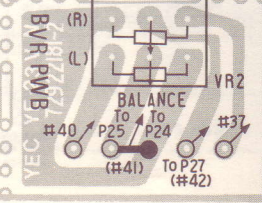
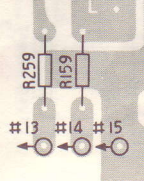
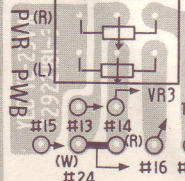
Main PWB  
7292218

Tape Selector SW

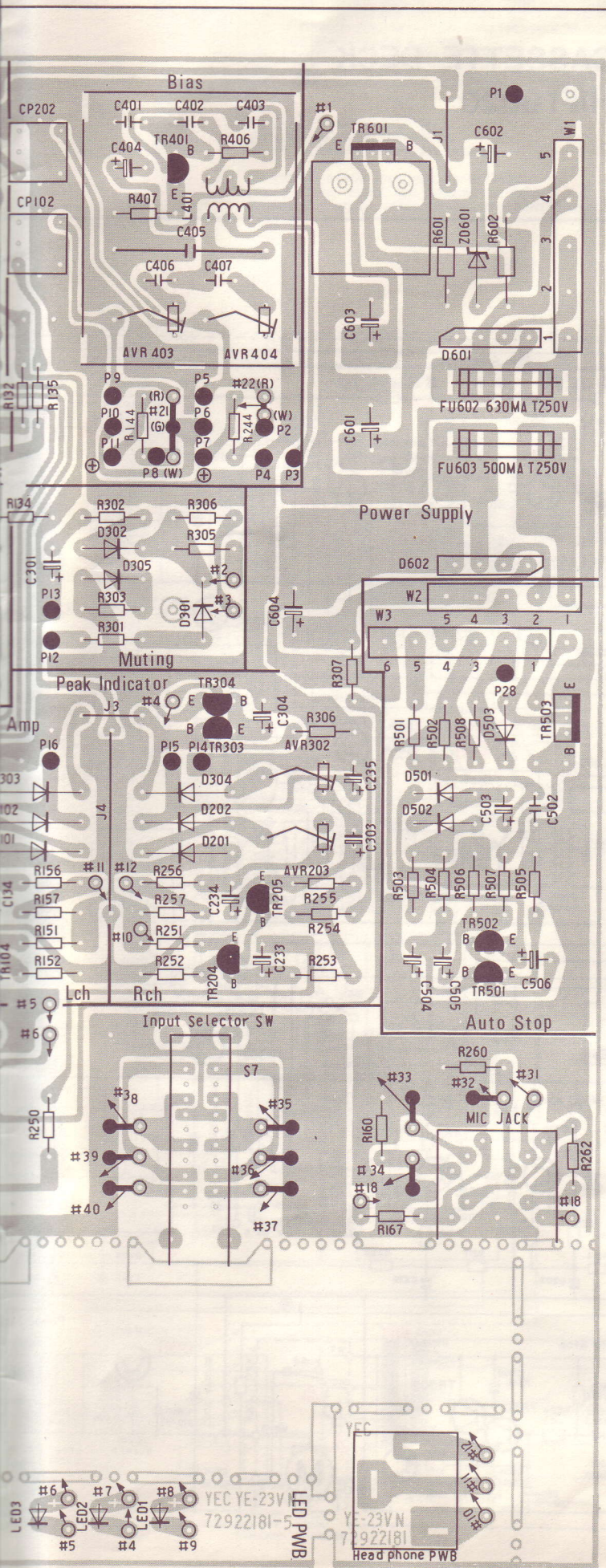
Bias Control

DOLBY SW

YEC YE-23VN  
Jack PWB







POS.	ADJUSTMENTS EINSTELLUNGEN REGLAGES
VR 1	Input Level
VR 2	Balance
AVR 403	Bias Current Lch
AVR 404	Bias Current Rch
AVR 101	Playback Gain Lch
AVR 201	Playback Gain Rch
AVR 102	Recording/Playback Sensitivity Lch
AVR 202	Recording/Playback Sensitivity Rch
AVR 401	Bias Current (Fe-Cr)
AVR 402	Bias Current (Fe <sub>2</sub> O <sub>3</sub> )
VR 4	Bias Fine
AVR 103	Meter Sensitivity Lch
AVR 203	Meter Sensitivity Rch
AVR 301	Peak Indicator Lch
AVR 302	Peak Indicator Rch
VR 3	Output Level